

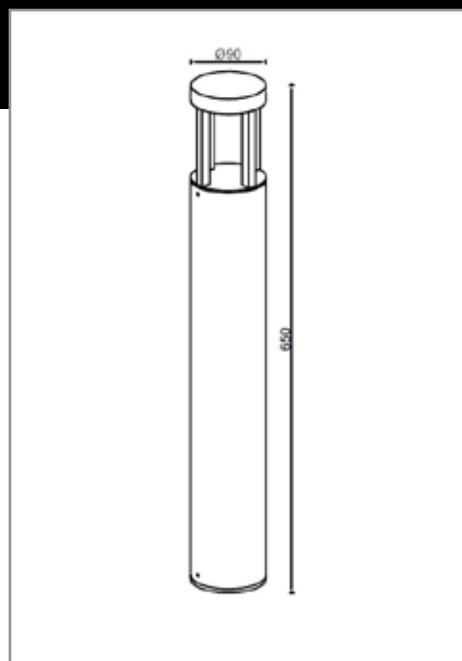
LIT-10200











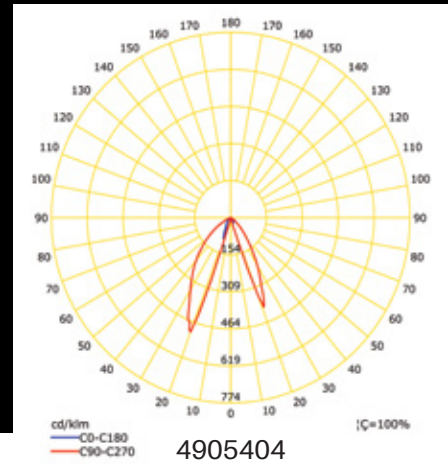
Architectural bollard made of Die-cast aluminum body, aluminum reflector and clear glass diffuser.

APPLICATIONS

Landscape lighting .



       	
LUMEN, MAINTENANCE & FAILURE RATE	L90/ B10 >80,000 hrs
BODY MATERIAL	Die-cast Aluminium body
DIMENSION	D: 90mm, H: 650mm
COLORS	Dark Grey
DIFFUSER	Clear Glass
POWER SUPPLY	Electronic Driver



CODE	LED LUMEN	LUMINAIRE LUMEN	EFFICIENCY	LED WATTAGE	COLOR TEMPERATURE	BEAM ANGEL
4805404	1316lm	773lm	85.9lm/w	9.0W	3000K	Diffuse
4805405	1388lm	815lm	90.6lm/w	9.0W	4000K	Diffuse