

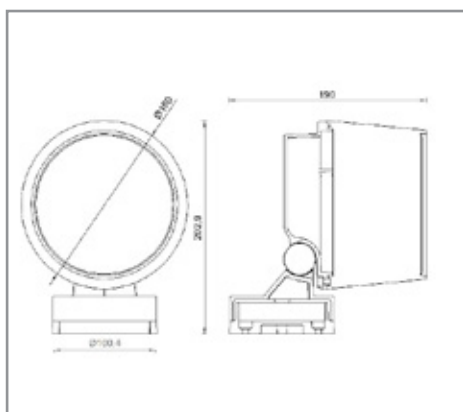
LIT-19200











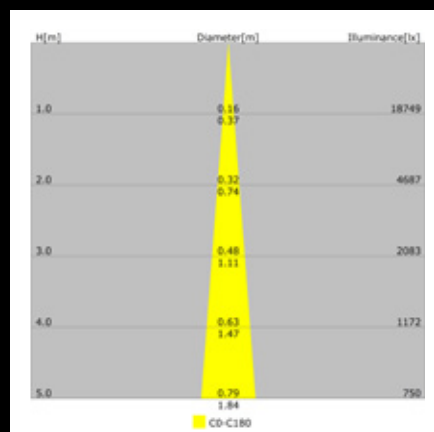
Adjustable projector for installation on ceiling, wall or floor. Die-cast aluminum body, aluminum reflector and glass diffuser. Body rotation vertical 90° and horizontal $\pm 30^\circ$

APPLICATIONS

Landscape, fence and façade lighting



       	
LUMEN, MAINTENANCE & FAILURE RATE	L90/ B10 >70,000 hrs
BODY MATERIAL	Die-cast Aluminium body
REFLECTOR	High purity Aluminum
DIMENSION	203x100x180mm
COLORS	Grey
DIFFUSER	Tempered Clear Glass
POWER SUPPLY	Electronic Driver



4444314

CODE	LED LUMEN	LUMINAIRE LUMEN	EFFICIENCY	LED WATTAGE	COLOR TEMPERATURE	BEAM ANGLE
4444314	1897lm	1347lm	113.2lm/w	11.9W	3000K	°10
4444414	2700lm	1916lm	109.5lm/w	17.5W	3000K	°10
4444514	3143lm	2230lm	104.7lm/w	21.3W	3000K	°10
4444315	2003lm	1422lm	119.5lm/w	11.9W	4000K	°10
4444415	2851lm	2023lm	115.6lm/w	17.5W	4000K	°10
4444515	3318lm	2355lm	110.6lm/w	21.3W	4000K	°10

*** SPECIAL BEAM ANGLES: AVAILABLE ON REQUEST (Longer lead time and minimum quantity order)**