

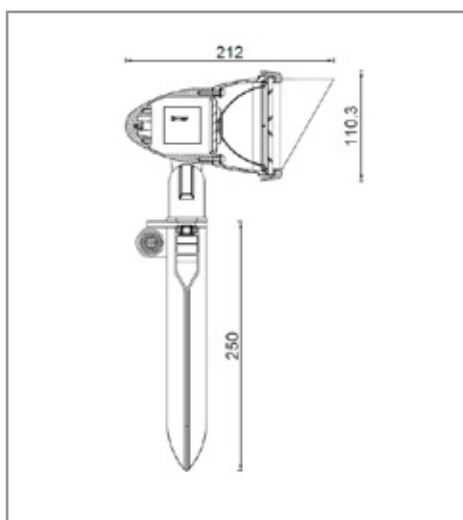
LIT-19300











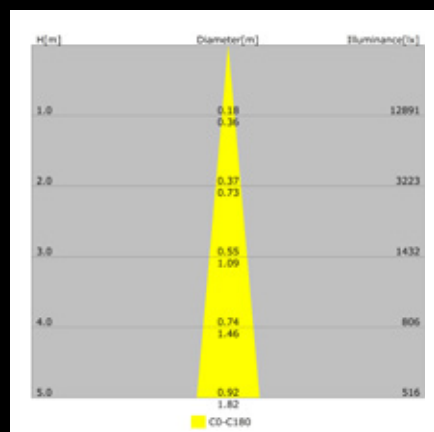
Adjustable projector for installation on spike. Die-cast aluminum body, aluminum reflector and glass diffuser. Body rotation vertical 90°

APPLICATIONS

Landscape, fence and façade lighting



       	
LUMEN, MAINTENANCE & FAILURE RATE	L90/ B10 >80,000 hrs
BODY MATERIAL	Die-cast Aluminium body
REFLECTOR	High purity Aluminum
DIMENSION	D: 110 , L: 212 mm
COLORS	Dark Grey
DIFFUSER	Clear Glass
POWER SUPPLY	Electronic Driver



4455214

COMPLETE WITH SPIKE

CODE	LED LUMEN	LUMINAIRE LUMEN	EFFICIENCY	LED WATTAGE	COLOR TEMPERATURE	BEAM ANGEL
4455214	1316lm	836lm	92.9lm/w	9.0W	3000K	°10
4455215	1388lm	881lm	97.9lm/w	9.0W	4000K	°10

COMPLETE WITH BASE

CODE	LED LUMEN	LUMINAIRE LUMEN	EFFICIENCY	LED WATTAGE	COLOR TEMPERATURE	BEAM ANGEL
4465214	1316lm	836lm	92.9lm/w	9.0W	3000K	°10
4465215	1388lm	881lm	97.9lm/w	9.0W	4000K	°10

* **SPECIAL BEAM ANGLES: AVAILABLE ON REQUEST (Longer lead time and minimum quantity order)**