

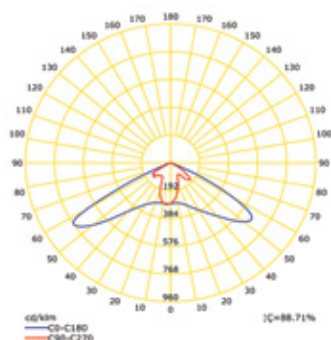
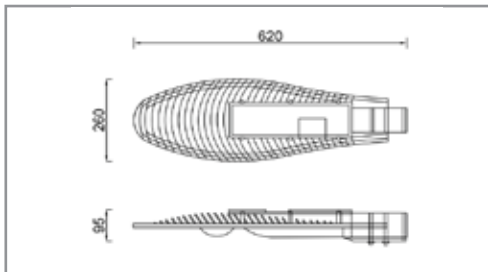
LIT-34300



Range of high-performance public lighting luminaries designed & created for use with LED light sources. Thanks to their compact shape, modern design, high photometric performance, availability of different power levels & different color temperatures. Die-cast Aluminium body & cover with polyester powder coating after phospho-chromatation treatment. with high-purity aluminum reflector..

APPLICATIONS

Street lighting, Parking, etc...

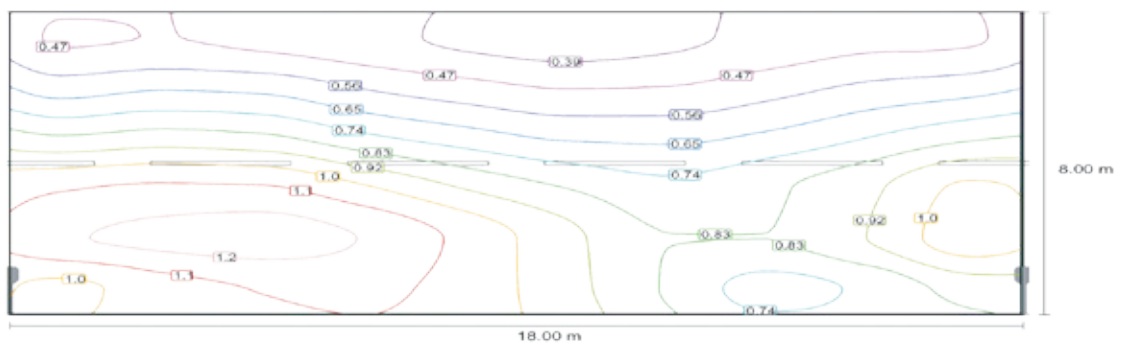
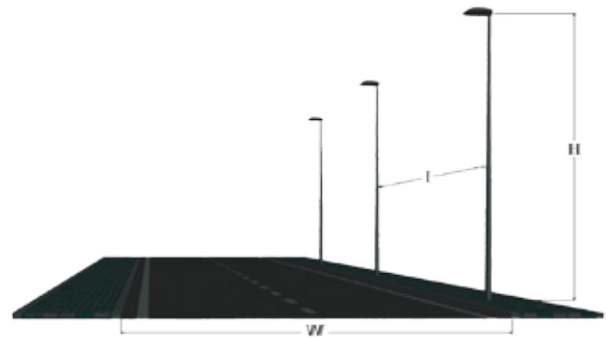


4525568

LUMEN, MAINTENANCE & FAILURE RATE	L90/ B10 >80,000 hrs
BEAM ANGEL	Batwing
DIMENSIONS	620 X 260 X 95 mm
COLORS	Dark Grey
DIFFUSER	Tempered Glass
POWER SUPPLY	Electronic Driver
REPLACE MODEL	LIT-ROAD 75

CODE	LED LUMEN	LUMINAIRE LUMEN	EFFICIENCY	LED WATTAGE	COLOR TEMPERATURE	BEAM ANGEL
4525567	7383lm	6448lm	129.7lm/w	49.7W	3000K	Batwing
4525568	7774lm	6789lm	136.7lm/w	49.7W	4000K	Batwing

- W:** STREET WIDENESS (M)
- I:** POLES INTERDISTANCE (M)
- H:** POLE HEIGHT (M)
- LM:** AVERAGE LUMINANCE (CD/M2)
- U0:** GENERAL UNIFORMITY
- UI:** LONGITUDINAL UNIFORMITY
- TTI:** GLARE FACTOR (%)
- TIL:** INCLINATION ANGLE (X°)



W	I	H	LM	U0	UI	TTI	TIL	CLASSE
6m	19m	8m	0.97	0.45	0.41	1	15°	M5
	15m	8m	1.23	0.5	0.64	1	15°	M3
8m	15m	8m	1.06	0.35	0.63	1	15°	M5
	24m	10m	0.58	0.4	0.41	1	15°	M5
	18m	10m	0.78	0.44	0.68	1	15°	M4
10m	20m	10m	0.62	0.35	0.61	1	15°	M5
	15m	10m	0.83	0.4	0.79	1	15°	M4