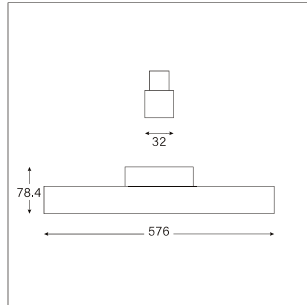

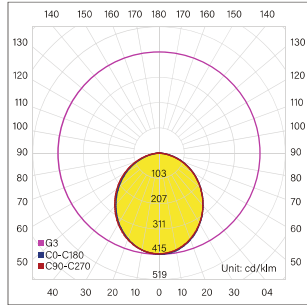


LIT-1600

Linear lighting with built-in track driver for three-circuit track installation. Rotatable body with a simple, minimal design. The ideal subtle solution for general lighting applications.

LIT-1600 | Track Light | 3-Circuit Track



Lumen, maintenance & failure rate	L80/F10 >72,000 hrs at 25°C
Body material	Extruded Aluminium
Dimensions & Weight	576 x 32 x 78.4mm 0.50 kg
Colors	Check colors index
Diffuser	Opal
Power supply	Built-in track driver
Swivel angles	360° horizontal

Code	White	Black
X	1	7
Y	2	8

Code	LED Lumen	Luminaire Lumen	Efficiency	LED Wattage	Color Temperature	Beam Angle
728121X	2076 lm	1105 lm	94.4lm/w	11.7W	3000k	Diffuse
728121Y	2183 lm	1160 lm	99.1lm/w	11.7W	4000k	Diffuse

