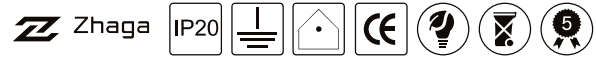


LIT-4100

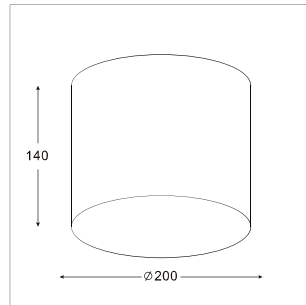
Ceiling-mounted cylindrical downlight featuring a minimal design and a powerful light output. The largest solution within this range. Ideal for projects with challenging ceiling applications (e.g. concrete, no void).

LIT-4100 | Ceiling Luminaires | Mounted



H(m)	Diameter(m)	(lx)
1.0	1.26	1920
2.0	2.53	480
3.0	3.79	213
4.0	5.06	120
5.0	6.32	77

■ C0-C180




Lumen, maintenance & failure rate	L90/B10 >70,000 hrs
Body material	Aluminium body powder coating
Dimension	H 140mm D 200mm
Colors	White
Diffuser	Clear PC
Power supply	Electronic Driver
Reflector	High purity aluminium

Customizable on request



*Longer lead time



Code	LED Lumen	Luminaire Lumen	Efficiency	LED Wattage	Color Temperature	Beam Angle
5654721	2700 lm	1995 lm	114.0lm/w	17.5W	3000k	60°
5657721	3143 lm	2323 lm	109.0lm/w	21.3W	3000k	60°
5655721	3588 lm	2652 lm	104.7lm/w	25.3W	3000k	60°
5656721	4617 lm	3412 lm	107.3lm/w	31.8W	3000k	60°
5654722	2851 lm	2106 lm	120.4lm/w	17.5W	4000k	60°
5657722	3318 lm	2450 lm	115.0lm/w	21.3W	4000k	60°
5655722	3788 lm	2798 lm	110.6lm/w	25.3W	4000k	60°
5656722	4848 lm	3583 lm	112.6lm/w	31.8W	4000k	60°

