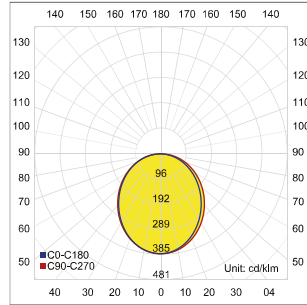
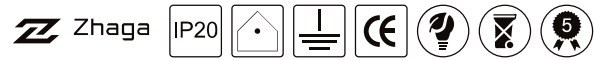


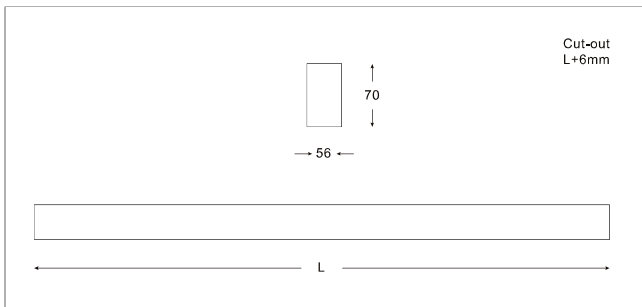
LIT-SYS L55

Linear system with stainless steel suspension. A modern lighting solution for architectural spaces. Used continuously-mounted or as a stand-alone luminaire, it can be installed to create different geometric shapes.

LIT-SYS L55 | Linear Systems | Suspended



Lumen, maintenance & failure rate	L80/F10 >72,000 hrs
Body material	Aluminum
Dimension	H 70mm W 56mm
Colors	Check colors index
Diffuser	Opal
Power supply	Electronic Driver
Mounting	Suspended mounting



Customizable on request

Dimmable

Custom length

Corner connection

*Longer lead time


Code	LED Lumen	Luminaire Lumen	Efficiency	LED Wattage	Color Temperature	Length
733125X	1380 lm	870 lm	111.5lm/w	7.8W	3000k	570mm
733121X	1930 lm	1215 lm	106.5lm/w	11.4W	3000k	570mm
733225X	2070 lm	1305 lm	111.5lm/w	11.7W	3000k	850mm
733221X	2895 lm	1825 lm	106.7lm/w	17.1W	3000k	850mm
733325X	2760 lm	1740 lm	111.5lm/w	15.6W	3000k	1130mm
733321X	3860 lm	2435 lm	106.7lm/w	22.8W	3000k	1130mm
733425X	3450 lm	2175 lm	111.5lm/w	19.5W	3000k	1410mm
733423X	4825 lm	3045 lm	106.8lm/w	28.5W	3000k	1410mm
733125Y	1450 lm	915 lm	117.3lm/w	7.8W	4000k	570mm
733121Y	2030 lm	1280 lm	112.2lm/w	11.4W	4000k	570mm
733225Y	2175 lm	1370 lm	117.1lm/w	11.7W	4000k	850mm
733221Y	3040 lm	1915 lm	112.0lm/w	17.1W	4000k	850mm
733325Y	2900 lm	1830 lm	117.3lm/w	15.6W	4000k	1130mm
733321Y	4060 lm	2560 lm	112.2lm/w	22.8W	4000k	1130mm
733425Y	3625 lm	2285 lm	117.1lm/w	19.5W	4000k	1410mm
733423Y	5070 lm	3200 lm	112.2lm/w	28.5W	4000k	1410mm


Code	White	Grey	Black
X	3	1	5
Y	4	2	6





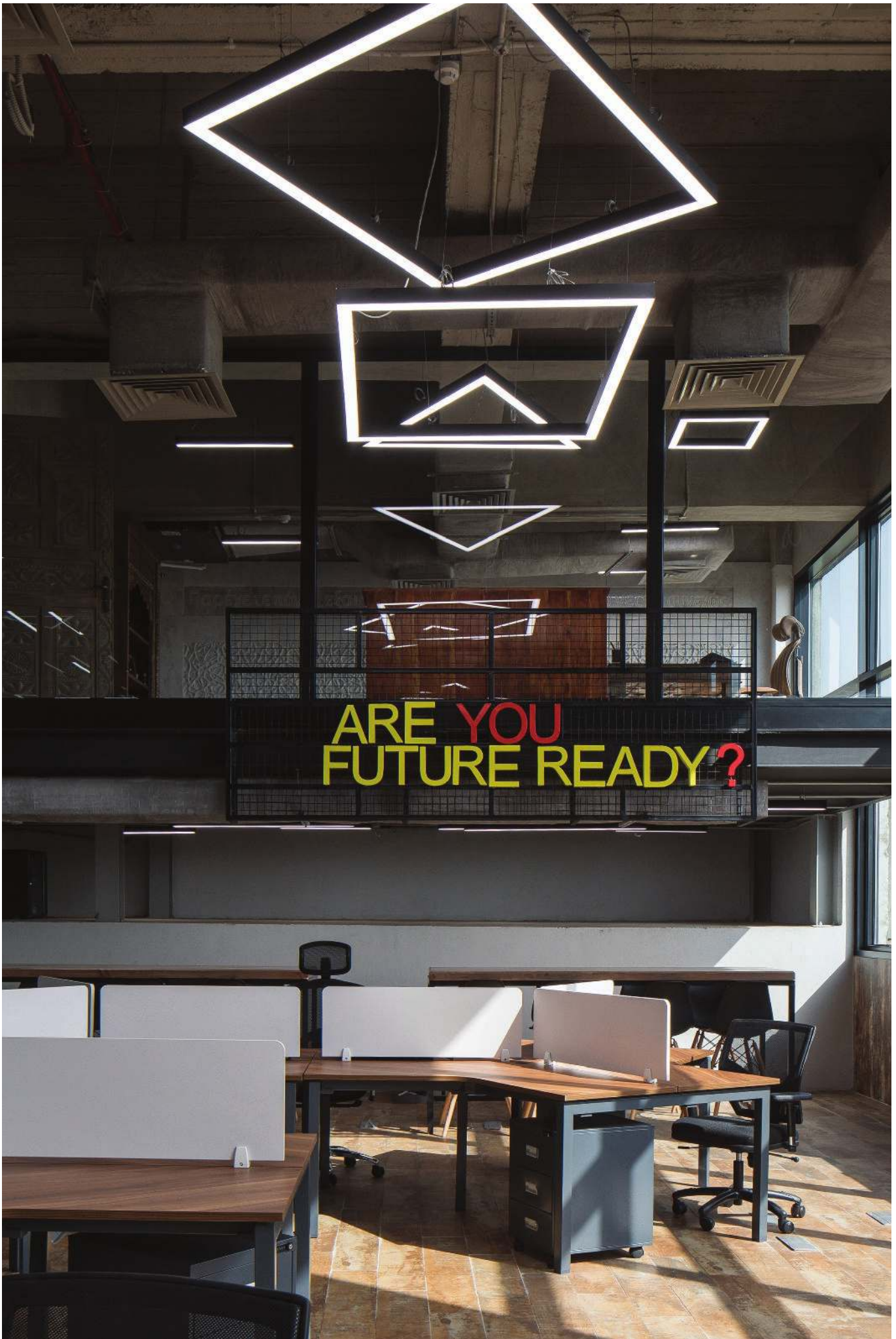















LIT-SYS L55

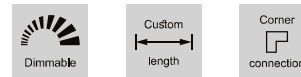
Trimless recessed linear system. A modern lighting solution for architectural spaces. Used continuously-mounted or as a stand-alone luminaire, it can be installed to create different geometric shapes.

LIT-SYS L55 | Linear Systems | Trimless Recessed



Lumen, maintenance & failure rate	L80/F10 >72,000 hrs
Body material	Aluminum
Dimension	H 70mm W 56mm
Colors	Check colors index
Diffuser	Opal
Power supply	Electronic Driver
Mounting	Recessed mounting

Customizable on request




*Longer lead time


Code	LED Lumen	Luminaire Lumen	Efficiency	LED Wattage	Color Temperature	Length
731125X	1380 lm	870 lm	111.5lm/w	7.8W	3000k	570mm
731121X	1930 lm	1215 lm	106.5lm/w	11.4W	3000k	570mm
731225X	2070 lm	1305 lm	111.5lm/w	11.7W	3000k	850mm
731221X	2895 lm	1825 lm	106.7lm/w	17.1W	3000k	850mm
731325X	2760 lm	1740 lm	111.5lm/w	15.6W	3000k	1130mm
731321X	3860 lm	2435 lm	106.7lm/w	22.8W	3000k	1130mm
731425X	3450 lm	2175 lm	111.5lm/w	19.5W	3000k	1410mm
731423X	4825 lm	3045 lm	106.8lm/w	28.5W	3000k	1410mm
731125Y	1450 lm	915 lm	117.3lm/w	7.8W	4000k	570mm
731121Y	2030 lm	1280 lm	112.2lm/w	11.4W	4000k	570mm
731225Y	2175 lm	1370 lm	117.1lm/w	11.7W	4000k	850mm
731221Y	3040 lm	1915 lm	112.0lm/w	17.1W	4000k	850mm
731325Y	2900 lm	1830 lm	117.3lm/w	15.6W	4000k	1130mm
731321Y	4060 lm	2560 lm	112.2lm/w	22.8W	4000k	1130mm
731425Y	3625 lm	2285 lm	117.1lm/w	19.5W	4000k	1410mm
731423Y	5070 lm	3200 lm	112.2lm/w	28.5W	4000k	1410mm

Code	White	Grey	Black
X	3	1	5
Y	4	2	6








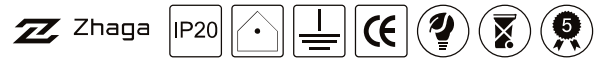




LIT-SYS L55

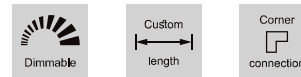
Ceiling-mounted linear system. A modern lighting solution for architectural spaces. Used continuously-mounted or as a stand-alone luminaire, it can be installed to create different geometric shapes.

LIT-SYS L55 | Linear Systems | Ceiling Mounted



Lumen, maintenance & failure rate	L80/F10 >72,000 hrs
Body material	Aluminum
Dimension	H 70mm W 56mm
Colors	Check colors index
Diffuser	Opal
Power supply	Electronic Driver
Mounting	Ceiling mounting

Customizable on request



*Longer lead time

Code	LED Lumen	Luminaire Lumen	Efficiency	LED Wattage	Color Temperature	Length
732125X	1380 lm	870 lm	111.5lm/w	7.8W	3000k	570mm
732121X	1930 lm	1215 lm	106.5lm/w	11.4W	3000k	570mm
732225X	2070 lm	1305 lm	111.5lm/w	11.7W	3000k	850mm
732221X	2895 lm	1825 lm	106.7lm/w	17.1W	3000k	850mm
732325X	2760 lm	1740 lm	111.5lm/w	15.6W	3000k	1130mm
732321X	3860 lm	2435 lm	106.7lm/w	22.8W	3000k	1130mm
732425X	3450 lm	2175 lm	111.5lm/w	19.5W	3000k	1410mm
732423X	4825 lm	3045 lm	106.8lm/w	28.5W	3000k	1410mm
732125Y	1450 lm	915 lm	117.3lm/w	7.8W	4000k	570mm
732121Y	2030 lm	1280 lm	112.2lm/w	11.4W	4000k	570mm
732225Y	2175 lm	1370 lm	117.1lm/w	11.7W	4000k	850mm
732221Y	3040 lm	1915 lm	112.0lm/w	17.1W	4000k	850mm
732325Y	2900 lm	1830 lm	117.3lm/w	15.6W	4000k	1130mm
732321Y	4060 lm	2560 lm	112.2lm/w	22.8W	4000k	1130mm
732425Y	3625 lm	2285 lm	117.1lm/w	19.5W	4000k	1410mm
732423Y	5070 lm	3200 lm	112.2lm/w	28.5W	4000k	1410mm


Code	White	Grey	Black
X	3	1	5
Y	4	2	6












LIT-SYS L55

Wall-mounted linear system. A modern lighting solution for architectural spaces. Used continuously-mounted or as a stand-alone luminaire, it can be installed to create different geometric shapes.

LIT-SYS L55 | Linear Systems | Wall Mounted



Lumen, maintenance & failure rate	L80/F10 >72,000 hrs
Body material	Aluminum
Dimension	H 70mm W 56mm
Colors	Check colors index
Diffuser	Opal
Power supply	Electronic Driver
Mounting	Wall mounting

Customizable on request

Dimmable

Custom length


Corner connection

*Longer lead time

Code	LED Lumen	Luminaire Lumen	Efficiency	LED Wattage	Color Temperature	Length
734125X	1380 lm	870 lm	111.5lm/w	7.8W	3000k	570mm
734121X	1930 lm	1215 lm	106.5lm/w	11.4W	3000k	570mm
734225X	2070 lm	1305 lm	111.5lm/w	11.7W	3000k	850mm
734221X	2895 lm	1825 lm	106.7lm/w	17.1W	3000k	850mm
734325X	2760 lm	1740 lm	111.5lm/w	15.6W	3000k	1130mm
734321X	3860 lm	2435 lm	106.7lm/w	22.8W	3000k	1130mm
734425X	3450 lm	2175 lm	111.5lm/w	19.5W	3000k	1410mm
734423X	4825 lm	3045 lm	106.8lm/w	28.5W	3000k	1410mm
734125Y	1450 lm	915 lm	117.3lm/w	7.8W	4000k	570mm
734121Y	2030 lm	1280 lm	112.2lm/w	11.4W	4000k	570mm
734225Y	2175 lm	1370 lm	117.1lm/w	11.7W	4000k	850mm
734221Y	3040 lm	1915 lm	112.0lm/w	17.1W	4000k	850mm
734325Y	2900 lm	1830 lm	117.3lm/w	15.6W	4000k	1130mm
734321Y	4060 lm	2560 lm	112.2lm/w	22.8W	4000k	1130mm
734425Y	3625 lm	2285 lm	117.1lm/w	19.5W	4000k	1410mm
734423Y	5070 lm	3200 lm	112.2lm/w	28.5W	4000k	1410mm

Code	White	Grey	Black
X	3	1	5
Y	4	2	6





IF THE PLAN DOES NOT WORK
CHANGE THE PLAN BUT NEVER THE GOAL

THE ROAD TO SUCCESS IS PAVED
WITH TEAMWORK

